

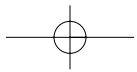
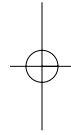
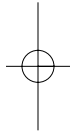


# 4 Port Hub User Manual



P73153

F5U101



## Introduction

Please read this manual thoroughly and follow the procedures to prevent any damage to the 4 Port Hub and/or to the connected devices.

The Belkin USB 4 Port Hub is a full-featured Universal Serial Bus (USB) hub. USB 4 Port Hub provides one upstream port and four downstream ports to the user. It supports both full speed (12Mbps) and low speed (1.5Mbps) devices such as keyboards, mice, joysticks and speakers. The USB 4 Port Hub allows users to attach and use computer peripherals to their computers without the need to reboot or run setup. Unlike many other hubs, the USB 4 Port Hub is both bus- and self-powered. The self-powered feature allows for the cascading of devices with additional hubs allowing up to 127 different devices to be connected to a single USB port. The USB 4 Port Hub also includes per-port power ready LEDs for the user. For detailed specifications please refer to the section entitled "Technical Specifications". Also included is a 6 ft. (1.8m) USB Device Cable for immediate connection.

## Features

- Supports both OHCI (Open Host Controller Interface) and UHCI (Universal Host Controller Interface)
- Provides four downstream ports
- Both self-powered and bus-powered mode are automatically detected
- Per-port overcurrent detection and protection
- Per-port power LED indicators
- Hot insertion capabilities
- Universal Serial Bus (USB) Compliant
- Can be used as a module to the Belkin BusStation™

### Package Contents

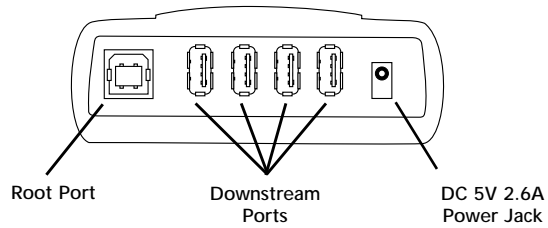
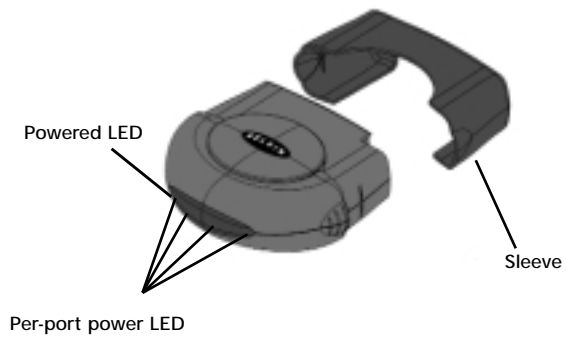
- |     |                                |           |
|-----|--------------------------------|-----------|
| (1) | USB 4 Port Hub:                | F5U101    |
| (1) | USB Device Cable 6 ft. (1.8m): | F3U133-06 |
| (1) | Universal Power Adapter:       |           |
|     | Input: 120V AC                 |           |
|     | Output: DC 5V, 2.6A Min.       |           |

## Technical Specifications

<b>Upstream Ports:</b>	(1)
<b>Downstream Ports:</b>	(4)
<b>LED:</b>	(1) Powered (4) Downstream Power
<b>Per-Port Voltage:</b>	DC +5V
<b>Per-Port Current:</b>	500mA (max)
<b>Power Mode (Autodetect):</b>	Self-powered or Bus-powered
<b>Operation Temperature:</b>	41°F~104°F (5°C~40°C)
<b>Stock Temperature:</b>	-4°F~219°F (-20°C~60°C)
<b>Humidity:</b>	0%~80%RH noncondensing
<b>Enclosure:</b>	Plastic
<b>Weight:</b>	5.57oz. (158g)
<b>Dimension (LxWxH):</b>	4.25" x 3.75" x 1.25" (108mm x 95mm x 32mm)
<b>Power Supply:</b>	DC 5V 2.6A

## Product Detail

Figure-1



## Hardware Installation

### USB Cable

There are two types of USB connectors: one is the USB-A, the other USB-B. The included USB cable is 6 ft. (1.8m) in length.

### Power Mode Setting

The Belkin USB 4 Port Hub can operate either with or without the included AC adapter. When used in bus-powered mode, without the AC adapter, the hub will supply each device attached to it a maximum of DC +5V, 100mA power. This should be sufficient for most mice, joysticks and other low-power devices. In self-powered mode, using the AC adapter, the USB 4 Port Hub provides a maximum DC +5V, 500mA to each downstream port, allowing for connection to other hubs or power-hungry devices.

## Hardware Installation (continued)

1. Attach the AC adapter to the power jack on the hub and power source. While the AC adapter is optional in most situations, it is recommended that it be used when installing the USB hub. Once it is determined that the devices are working properly unplug the AC adapter. If the devices continue to work properly you will not need the AC adapter. If they cease to function you will need the AC adapter.
2. Connect the USB-A connector (please refer to Figure-2) of the USB cable into the downstream port of the PC or one downstream port of another hub.
3. Connect the USB-B connector (please refer to Figure-3) of the USB cable into the upstream port of the USB 4 Port Hub.
4. Connect the USB-A connector of the USB device, such as a mouse, keyboard, etc. into any of the downstream ports of the USB 4 Port Hub.

**Note:** This can also be used as a module to the Belkin BusStation™. Simply remove the attached sleeve and slide the hub into one of the BusStation™ bays.





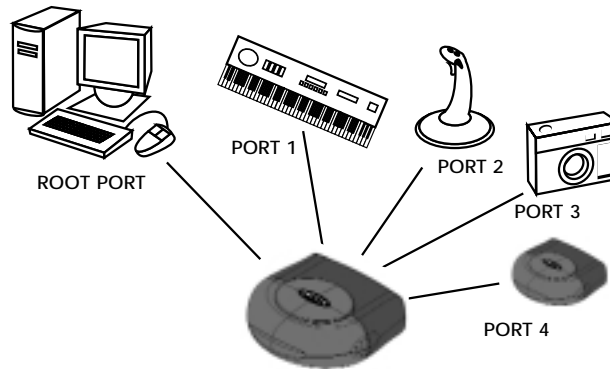
## Hardware Installation (continued)



Figure-2  
USB-A connector



Figure-3  
USB-B connector



## Software Installation

No software is needed for Windows® 98; however, for some versions of Windows® 95 release 2 you will need to use the software provided by the manufacturer of the device you want to connect.

## Information

### FCC Statement

#### DECLARATION OF CONFORMITY WITH FCC RULES FOR ELECTROMAGNETIC COMPATIBILITY

We, Belkin Components, of 501 West Walnut Street, Compton CA 90220, declare under our sole responsibility that the product:  
F5U101

to which this declaration relates:

Complies with Part 15 of the FCC Rules. Operation is subject to the following two conditions: (1) this device may not cause harmful interference, and (2) this device must accept any interference received, including interference that may cause undesired operation.

### CE Declaration of Conformity

We, Belkin Components, declare under our sole responsibility that the F5U101, to which this declaration relates, is in conformity with Generic Emissions Standard EN50081-1 and with Generic Immunity Standard EN50082-1 1992.

### Belkin Components Limited Lifetime Product Warranty

Belkin Components warrants this product against defects in materials and workmanship for its lifetime. If a defect is discovered, Belkin will, at its option, repair or replace the product at no charge provided it is returned during the warranty period, with transportation charges prepaid, to the authorized Belkin dealer from whom you purchased the product. Proof of purchase may be required.

This warranty does not apply if the product has been damaged by accident, abuse, misuse, or misapplication; if the product has been modified without the written permission of Belkin; or if any Belkin serial number has been removed or defaced.

THE WARRANTY AND REMEDIES SET FORTH ABOVE ARE EXCLUSIVE IN LIEU OF ALL OTHERS, WHETHER ORAL OR WRITTEN, EXPRESSED OR IMPLIED. BELKIN SPECIFICALLY DISCLAIMS ANY AND ALL IMPLIED WARRANTIES, INCLUDING, WITHOUT LIMITATION, WARRANTIES OF MERCHANTABILITY AND FITNESS FOR A PARTICULAR PURPOSE.

No Belkin dealer, agent, or employee is authorized to make any modification, extension, or addition to this warranty.

BELKIN IS NOT RESPONSIBLE FOR SPECIAL, INCIDENTAL, OR CONSEQUENTIAL DAMAGES RESULTING FROM ANY BREACH OF WARRANTY, OR UNDER ANY OTHER LEGAL THEORY, INCLUDING BUT NOT LIMITED TO LOST PROFITS, DOWNTIME, GOODWILL, DAMAGE TO OR REPROGRAMMING, OR REPRODUCING ANY PROGRAM OR DATA STORED IN OR USED WITH BELKIN PRODUCTS.

Some states do not allow the exclusion or limitation of incidental or consequential damages or exclusions of implied warranties, so the above limitations of exclusions may not apply to you. This warranty gives you specific legal rights, and you may also have other rights that vary from state to state.



[www.belkin.com](http://www.belkin.com)

**Belkin Components**  
501 West Walnut Street  
Compton • CA • 90220 • USA  
Tel: 310.898.1100  
Fax: 310.898.1111

**Belkin Components, Ltd.**  
Unit 13 • Gatelodge Close • Round Spinney  
Northampton • Northants • NN3 8RX • UK  
Tel: +44 (0) 1604678300  
Fax: +44 (0) 1604678330

**Belkin Components B.V.**  
Diamantlaan 8 • 2132 WV  
Hoofddorp • The Netherlands  
Tel: +31 (0) 235698765  
Fax: +31 (0) 235612694

© 1999 Belkin Components. All rights reserved. All trade names are registered trademarks of respective manufacturers listed.