

Belkin N150/N300/N600 DB Wireless N Routers

802.11n Rate/Range Performance vs. Comparable Routers

EXECUTIVE SUMMARY

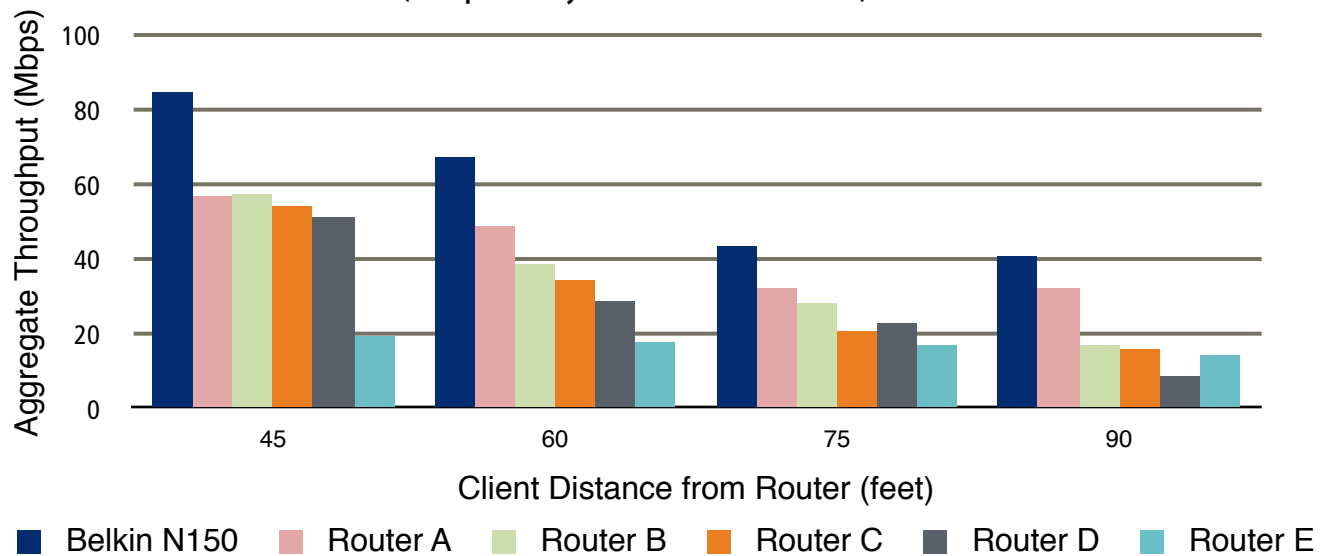
As the number of Wi-Fi devices in the home grows, new applications on those devices are driving the demand for Wi-Fi bandwidth ever higher. Belkin's new line of Wi-Fi routers are focused on maximizing the bandwidth available for user applications and delivering a superior user experience from any point in the house.

Belkin commissioned Tolly to benchmark the performance of its wireless LAN (WLAN) routers in an actual residence and compare that performance against comparable products from other leading home networking vendors. All tests for a given benchmark were run on the same day to minimize variability from environmental factors. The testing consisted of multiple locations, averaging the results of the four router orientations at each point to arrive at the reported metrics.

THE BOTTOM LINE

- 1 Belkin's N150, N300 and N600 DB routers provide higher throughput than comparable routers at long range
- 2 At 60ft, the Belkin N150 provides 38% to 135% greater throughput than comparable routers
- 3 At 60ft, the Belkin N300 provides 46% to 94% greater throughput than comparable routers
- 4 At distances greater than 30 feet, the Belkin N600 DB delivers greater Wi-Fi throughput than comparable routers
- 5 Under heavy simulated download traffic, the Belkin N600 DB provides 39% to 331% greater Wi-Fi throughput at 60ft than comparable routers

Belkin N150 WLAN Router 802.11n 2.4GHz Band Rate/Range Performance vs. Comparable Routers
Bidirectional Throughput
 (as reported by Ixia IxChariot v7.10 SP3)



Source: Tolly, May 2011

Figure 1



Test Results

Belkin N150

The Belkin N150 is a 2.4GHz single-band 802.11n wireless LAN router and was tested along with five comparable routers with the WLAN client station positioned from 45 to 90 feet from the router with one interior wall in the signal path.

The Belkin N150 delivered the highest average aggregate throughput at all four test points. See Figure 1 and Table 1.

At 45 feet, the Belkin N150 delivered aggregate bidirectional throughput in excess of 84 Mbps. This was nearly 1.5 times the throughput of the nearest competitor and more than 4 times the throughput of the trailing router.

At 90 feet, the Belkin N150 delivered throughput that exceeded 40 Mbps. This was more than 1.25 times the throughput of the nearest competitor. and more than 4.5 the throughput of the trailing router.


Belkin N300

The Belkin N300 is a 2.4GHz single-band 802.11n wireless LAN router and was tested along with four comparable routers using the same test scenarios outlined above.

The Belkin N300 delivered the highest average aggregate throughput at all four test points. See Figure 2 and Table 1.

At 45 feet, the Belkin N300 delivered aggregate bidirectional throughput in excess of 75 Mbps. This was over 7 Mbps greater throughput than the

Belkin International, Inc.



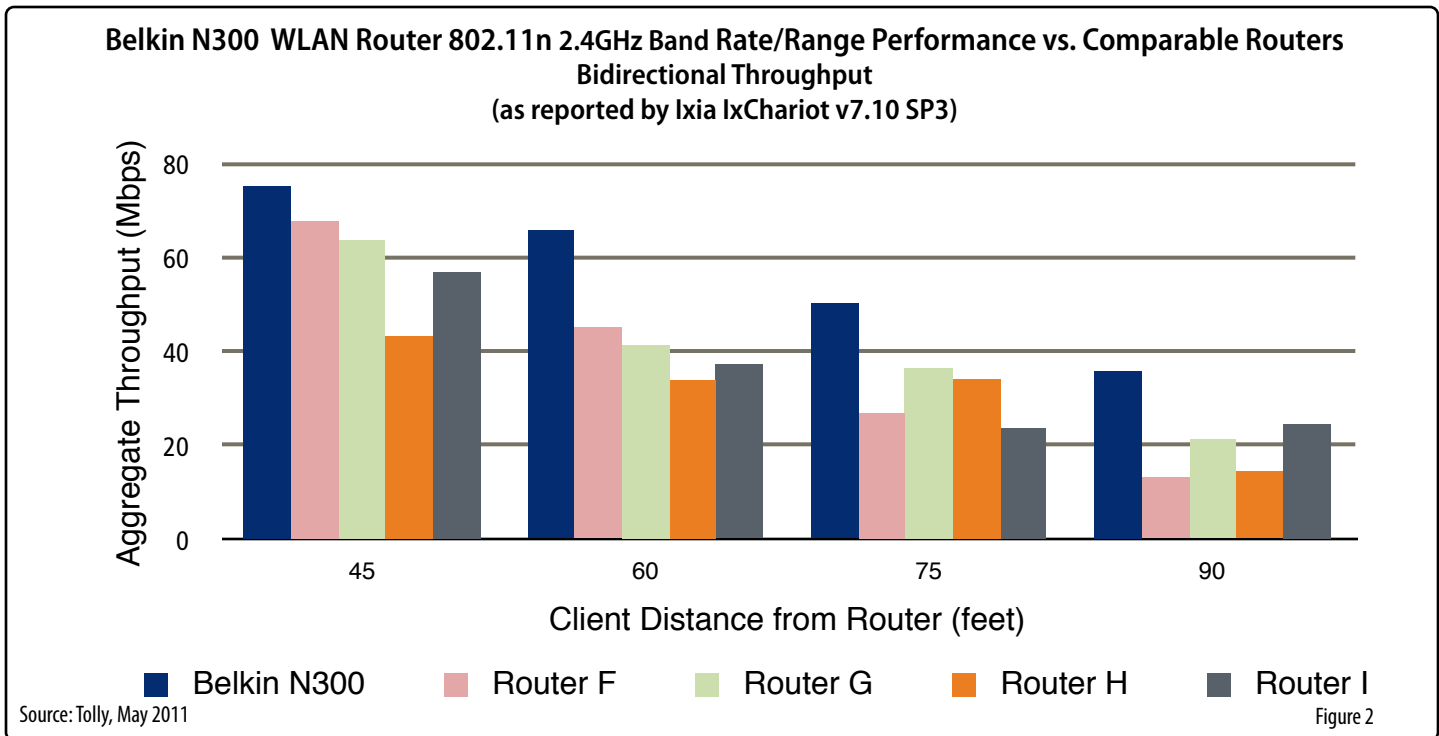
Belkin N150/N300/N600 DB

802.11n WLAN Performance

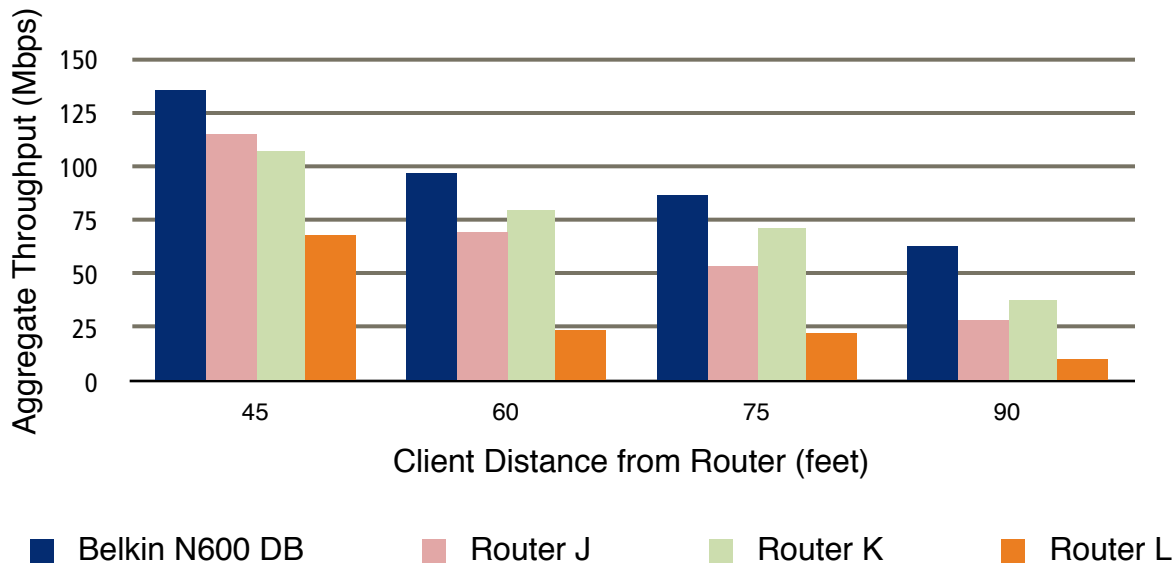
Tested May 2011

nearest competitor and more than 1.7 times the throughput of the trailing router.

At 90 feet, the Belkin N300 delivered throughput that exceeded 35 Mbps. This was almost 1.5 times the throughput of the nearest competitor.



Belkin N600 DB WLAN Router 802.11n Rate/Range Performance vs. Comparable Routers
Simultaneous Bidirectional Throughput of 2.4GHz and 5GHz Bands
 (as reported by Ixia IxChariot v7.10 SP3)



Source: Tolly, May 2011

Figure 3

and more than 2.7 the throughput of the trailing router.

Belkin N600 DB

The Belkin N600 DB is a 2.4GHz/5GHz dual-band 802.11n wireless LAN router and was tested along with three comparable routers using the same test scenarios outlined above with test clients running on both bands simultaneously

The Belkin N600 DB delivered the highest average aggregate throughput at all four test points. See Figure 3 and Table 1.

At 45 feet, the Belkin N600 DB delivered aggregate bidirectional throughput in excess of 135 Mbps. This was over 20

Mbps greater throughput than the nearest competitor and nearly 2 times the throughput of the trailing router.

At 90 feet, the Belkin N600 DB delivered throughput that exceeded 62 Mbps. This was more than 1.6 times the throughput than the nearest competitor and more than 6.3 times the throughput of the trailing router.

Belkin N600 DB With WAN Traffic

For this class of router, an additional test scenario was run where traffic was generated across the Ethernet port that directs traffic to the Internet¹.

The Belkin N600 DB delivered the highest average aggregate WLAN

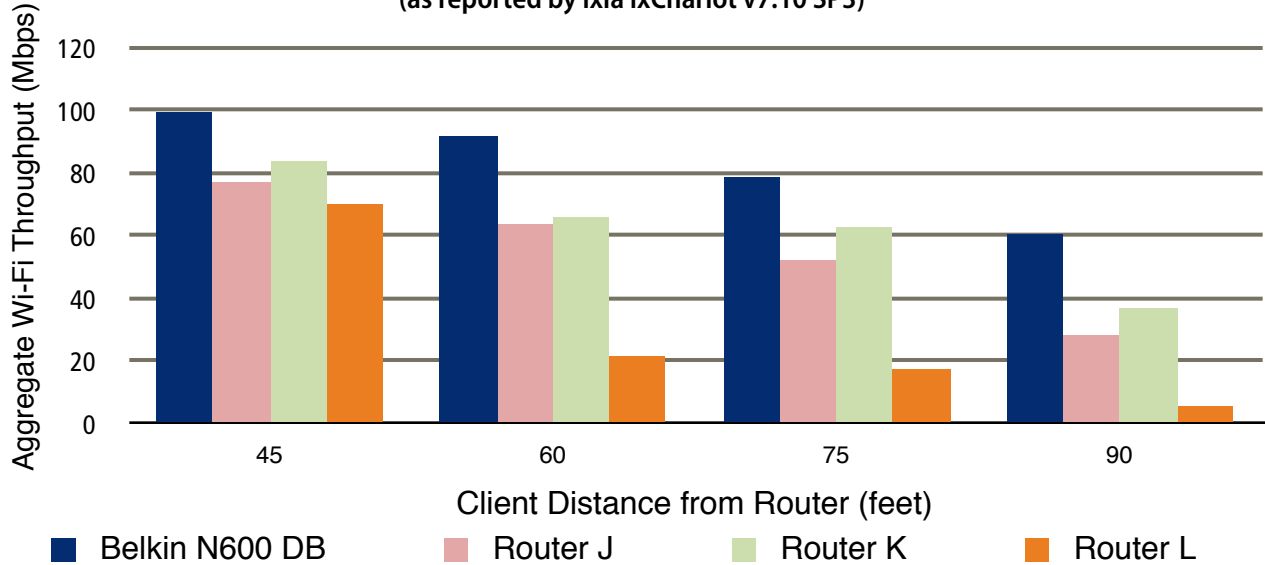
throughput at all four test points. See Figure 4 and Table 1.

At 45 feet, the Belkin N600 DB delivered aggregate bidirectional throughput in excess of 99 Mbps. This was over 15 Mbps greater throughput than the nearest competitor and nearly 20 Mbps greater throughput than the trailing router.

At 90 feet, the Belkin N600 DB delivered throughput that exceeded 60 Mbps. This was more than 1.6 times the throughput than the nearest competitor and more than 11 times the throughput of the trailing router.

¹ Even though this port is a standard Fast Ethernet/Gigabit Ethernet port it is referred to as a WAN port since it serves as the conduit for traffic between the Internet wide area network and the local LAN.

Belkin N600 DB WLAN Router 802.11n Rate/Range Performance vs. Comparable Routers
Simultaneous Bidirectional Throughput of 2.4GHz and 5GHz Bands with WAN Port Download Traffic
 (as reported by Ixia IxChariot v7.10 SP3)

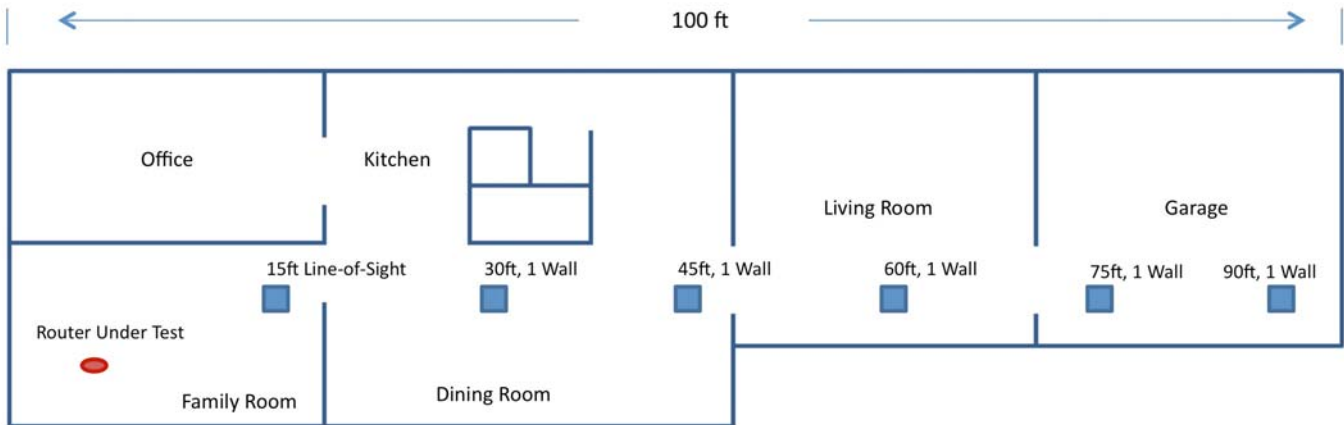


Source: Tolly, May 2011

Note: WAN port was Fast Ethernet. Results do NOT include traffic processed over WAN port.

Figure 4

Test Environment Diagram



Note: Test environment was an actual, active residence.

Source: Tolly, May 2011

Figure 5



**WLAN Router 802.11n Rate/Range Performance
Test Results Summary
(as reported by Ixia IxChariot v7.10 SP3)**

Belkin Product	Device Under Test	Distance Between Client and Router (feet) Results (Mbps) Average of Four Runs			
		45	60	75	90
N150	Belkin N150	84.67	67.12	43.31	40.58
	Router A	56.72	48.67	31.97	32.01
	Router B	57.30	38.62	28.06	16.93
	Router C	54.05	34.29	20.58	15.66
	Router D	51.16	28.57	22.60	8.65
	Router E	19.17	17.76	16.74	14.10
N300	Belkin N300	75.24	65.75	50.23	35.83
	Router F	67.86	45.16	26.98	13.22
	Router G	63.74	41.41	36.52	21.32
	Router H	43.27	33.91	34.17	14.53
	Router I	56.99	37.25	23.79	24.60
N600 DB	Belkin N600 DB	135.37	96.59	86.32	62.53
	Router J	114.98	68.97	53.61	28.31
	Router K	107.06	79.19	71.17	37.59
	Router L	68.02	23.40	22.14	9.96
N600 DB/With WAN Traffic	Belkin N600 DB	99.15	91.55	78.46	60.34
	Router J	76.91	63.57	51.82	27.93
	Router K	83.42	65.66	62.43	36.50
	Router L	69.80	21.25	17.09	5.36

Note: N600 DB WAN scenario results do not include WAN throughput.

Source: Tolly, May 2011

Table 1



Test Setup & Methodology

Test Setup

The testing effort evaluated the performance and coverage of three classes of N routers. The N150 and N300 classes both utilize 2 antennas on the 2.4GHz spectrum to attain a maximum theoretical throughput of 150Mbps and 300Mbps, respectively. The Dual Band N600 class utilizes two antennas in each the 2.4GHz and 5GHz spectrums, providing a maximum theoretical throughput of 600Mbps. The Belkin N150 and N300 were both running firmware version 1.00.05, and the Belkin N600 DB was running firmware version 1.00.06. All comparable devices under test were categorized into one of these classes and were running the latest firmware supplied by the vendors. All devices were configured to have the same SSID, such that clients would automatically connect when brought online, but otherwise in their default configurations.

The testing consisted of taking throughput measurements of connected clients from a total of four incremental distances (45, 60, 75, and 90 feet from the router,) separated from the router by a single, two foot thick wall. See Figure 5.

Results were reported using Ixia's IxChariot 7.10 SP3 console and three performance endpoints. The 5GHz client was equipped with the Intel Centrino Ultimate-N 6300 wireless chipset, driver version 13.3.0.24, and

the 2.4GHz client was equipped with the Intel WiFi Link 5100 AGN adapter running firmware 13.5.0. IxChariot was configured to generate two bidirectional traffic streams per radio, the reported throughput being the sum across both radios.

Test Methodology

For each one of the fourteen WiFi routers evaluated, engineers connected the LAN port to the IxChariot console, and placed the applicable client laptop at the designated location, facing the router. Engineers configured the tests to run for one minute, and at the conclusion of each run, the router would be rotated 90 degrees clockwise, and the test was re-run. Engineers averaged the four readings to obtain the reported for that location. For the Dual Band N600 class, two client laptops were used, placed two feet apart at each distance.

To generate the heavy WAN traffic, engineers connected a wired client to the WAN port of the N600 DB routers, configuring each router's default gateway to correspond with the IP of the client. Engineers repeated the location testing with the addition of the WAN to LAN traffic, and recorded the WiFi throughput.



About Tolly...


The Tolly Group companies have been delivering world-class IT services for more than 20 years. Tolly is a leading global provider of third-party validation services for vendors of IT products, components and services.

You can reach the company by email at sales@tolly.com, or by telephone at +1 561.391.5610.

Visit Tolly on the Internet at: <http://www.tolly.com>

Test Equipment

The Tolly Group gratefully acknowledges the provider of the benchmarking solution used in this project.

Vendor	Product	Web
Ixia	IxChariot 7.10	 http://www.ixiacom.com

Terms of Usage

This document is provided, free-of-charge, to help you understand whether a given product, technology or service merits additional investigation for your particular needs. Any decision to purchase a product must be based on your own assessment of suitability based on your needs. The document should never be used as a substitute for advice from a qualified IT or business professional. This evaluation was focused on illustrating specific features and/or performance of the product(s) and was conducted under controlled, laboratory conditions. Certain tests may have been tailored to reflect performance under ideal conditions; performance may vary under real-world conditions. Users should run tests based on their own real-world scenarios to validate performance for their own networks.

Reasonable efforts were made to ensure the accuracy of the data contained herein but errors and/or oversights can occur. The test/audit documented herein may also rely on various test tools the accuracy of which is beyond our control. Furthermore, the document relies on certain representations by the sponsor that are beyond our control to verify. Among these is that the software/hardware tested is production or production track and is, or will be, available in equivalent or better form to commercial customers. Accordingly, this document is provided "as is", and Tolly Enterprises, LLC (Tolly) gives no warranty, representation or undertaking, whether express or implied, and accepts no legal responsibility, whether direct or indirect, for the accuracy, completeness, usefulness or suitability of any information contained herein. By reviewing this document, you agree that your use of any information contained herein is at your own risk, and you accept all risks and responsibility for losses, damages, costs and other consequences resulting directly or indirectly from any information or material available on it. Tolly is not responsible for, and you agree to hold Tolly and its related affiliates harmless from any loss, harm, injury or damage resulting from or arising out of your use of or reliance on any of the information provided herein.

Tolly makes no claim as to whether any product or company described herein is suitable for investment. You should obtain your own independent professional advice, whether legal, accounting or otherwise, before proceeding with any investment or project related to any information, products or companies described herein. When foreign translations exist, the English document is considered authoritative. To assure accuracy, only use documents downloaded directly from Tolly.com.

No part of any document may be reproduced, in whole or in part, without the specific written permission of Tolly. All trademarks used in the document are owned by their respective owners. You agree not to use any trademark in or as the whole or part of your own trademarks in connection with any activities, products or services which are not ours, or in a manner which may be confusing, misleading or deceptive or in a manner that disparages us or our information, projects or developments.